



MODUS 2.0


MD/2L_110*

Upholstered linear modular seating, aluminium baseboard





MD/2L_110_L100*

Upholstered linear modular seating, aluminium baseboard




MD/2L_140*

Upholstered linear modular seating, aluminium baseboard




MD/2L_140_L100*

Upholstered linear modular seating, aluminium baseboard



MD/2A_110*

Upholstered corner modular seating, aluminium baseboard



MD/2A_140*

Upholstered corner modular seating, aluminium baseboard



K_MD/2L


Back shelf for linear version bench
Mensola posteriore per panca lineare
THICKNESS: 40

K_MD/2A

Back shelf for corner unit bench
Mensola posteriore per panca angolare
THICKNESS: 40

MD/2C60_140*

Upholstered modular seating, aluminium baseboard,
single / double / triple / quadruple curved unit 60°



*Free standing / Autoportante

K_MD/2C60

Back curved shelf only, thickness 4cm,
single / double / triple / quadruple curved unit 60°
Mensola posteriore per panca curva
singola / doppia / tripla / quadrupla raggio 60°
THICKNESS: 40